

## SEMI-AUTOMATIC WATER-COOLED MIG GUNS

<b>APPLICATIONS</b>	• Heavy Equipment • Oil & Gas • General Manufacturing & Fabrication
<b>PROCESSES</b>	• MIG (GMAW) • Welding
<b>WIRE SIZE</b>	• 0.035" - 3/32" (0.8mm-2.4mm)
<b>DUTY CYCLE</b>	• 100%: 600amp with CO <sub>2</sub> Gas • 100%: 600amp with Mixed Gas

### INCREASE VERSATILITY AND PRODUCTIVITY. IMPROVE WELD QUALITY.

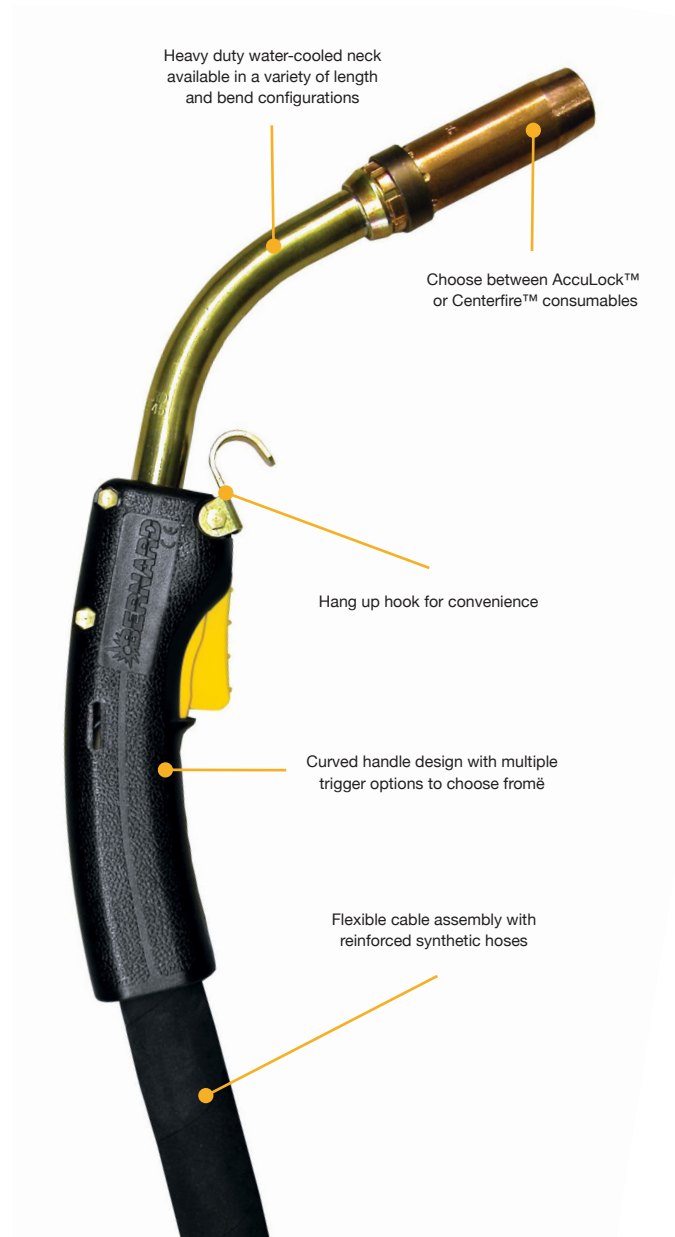
Available in 600 amp models between 8- and 25-foot cable lengths, Bernard® W-Gun™ semi-automatic water-cooled MIG guns contain a flexible cable assembly with reinforced synthetic rubber hoses to prevent water leakage, provide increased water flow and reduce gas leakage.

Heavy duty necks are available in multiple lengths and bend configurations to allow for optimal weld accessibility – plus, choose from a variety of handle and trigger options to accommodate operator comfort and preference.

- Flexible cable assembly with reinforced synthetic rubber hoses prevents water leakage and provides increased water flow and reduced gas leakage
- Multiple trigger options increase operator comfort
- Heavy duty water-cooled necks are offered in multiple length and bend configurations to allow for optimal weld accessibility and improved operator comfort
- Rear housing with water cable strain relief reduces chance of kinking and premature gun failure
- Water block with interchangeable power pins and trigger leads connects to wire feeders and machines from major manufacturers and allows for simple maintenance



EXPANDED CONTACT TIP OPTIONS  
NOW AVAILABLE WITH ACCULOCK™ CONSUMABLES

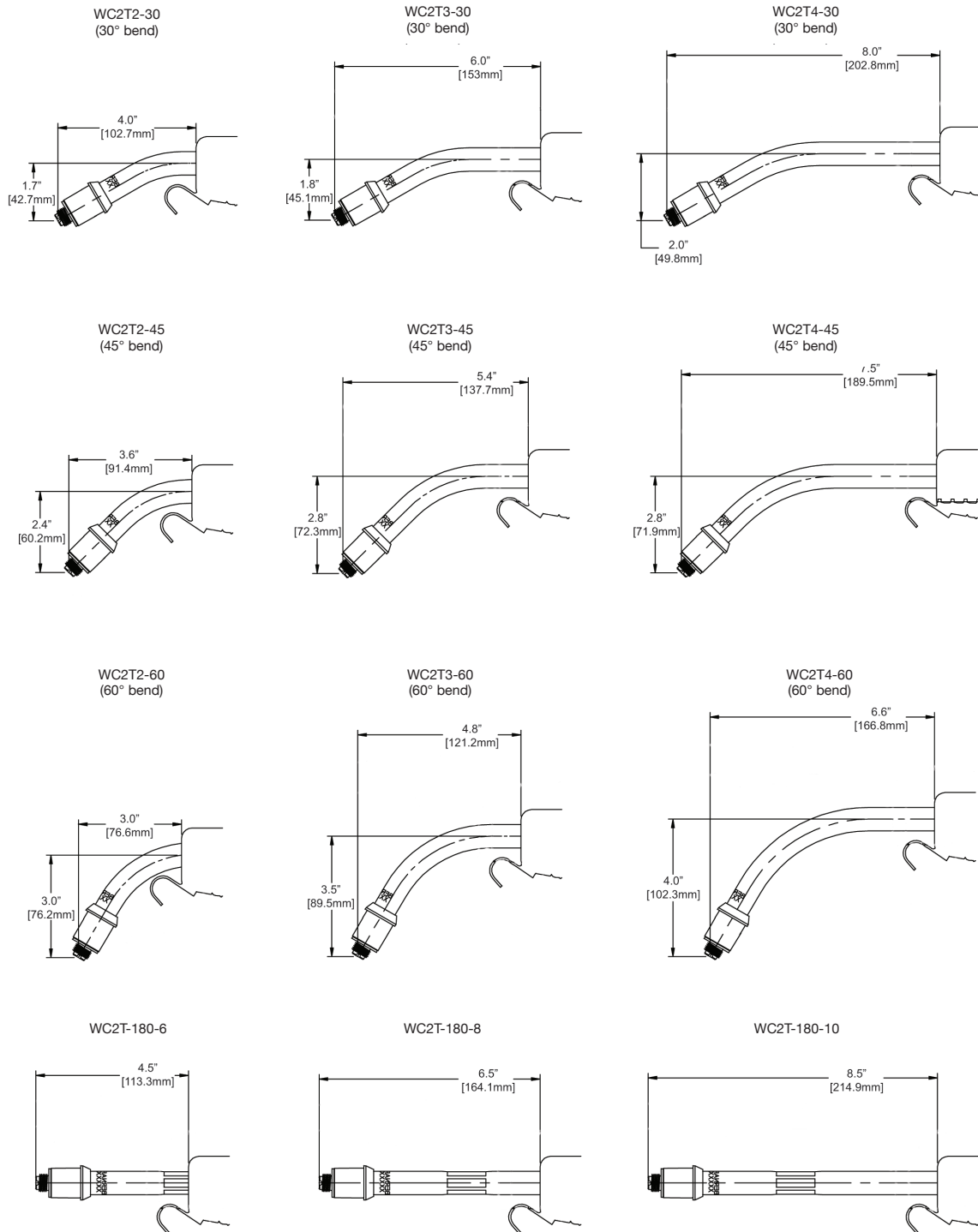


# HANDLE AND TRIGGER OPTIONS

## HANDLE AND TRIGGER KITS

- 1880198 Handle kit; standard, locking, dual pull trigger
- DSA-1 Handle kit; dual schedule, locking dual schedule trigger

## NECKS



# HANDLE AND TRIGGER OPTIONS

## ACCULOCK™ R CONSUMABLES

SEE ACCULOCK™ R CONSUMABLES SPEC SHEET (SP-ALR) FOR MORE INFORMATION AND ADDITIONAL OPTIONS THAT CAN BE ORDERED SEPARATELY



### Contact Tips

**T-A023CH** 0.023" (0.6 mm)  
**T-A030CH** 0.030" (0.8 mm)  
**T-A035CH** 0.035" (0.9 mm)  
**T-A039CH** 0.039" (1.0 mm)

**T-A045CH** 0.045" (1.2 mm)  
**T-A052CH** 0.052" (1.3 mm)  
**T-A062CH** 1/16" (1.6 mm)

**T-A072CH** 0.070" (1.8 mm)  
**T-A078CH** 5/64" (2.0 mm)  
**T-A094CH** 3/32" (2.4 mm)

### AccuLock™ R Diffusers

**D-ATSH-AW2** Diffuser, water-cooled, Acculock R

### Nozzles

**5627** 1/8" recess, water-cooled

### Neck Insulators

**1840003** Neck insulator

## CENTERFIRE™ CONSUMABLES

SEE CENTERFIRE™ CONSUMABLES SPEC SHEET (SP-CFC) FOR MORE INFORMATION AND ADDITIONAL OPTIONS THAT CAN BE ORDERED SEPARATELY



### Contact Tips

**T-023** 0.023" (0.6 mm)  
**T-030** 0.030" (0.8 mm)  
**T-035** 0.035" (0.9 mm)

**T-039** 0.039" (1.0 mm)  
**T-045** 0.045" (1.2 mm)  
**T-052** 0.052" (1.4 mm)

**T-062** 1/16" (1.6 mm)  
**T-078** 5/64" (2.0 mm)  
**T-094** 3/32" (2.4 mm)

### Diffusers

**DW-1** Diffuser, water-cooled

### Nozzles

**NW-3418C** 1/8" recess, water-cooled  
**NW-3414C** 1/4" recess, water-cooled

## REAR LOAD LINERS

SEE BERNARD® REAR LOAD LINER SPEC SHEET (SP-BER-RLL) FOR MORE INFORMATION

### 10' (3.05 m) Gun Lengths

**L3A-10** for 0.035" - 0.045" wire

**L4A-10** for 0.045" - 1/16" wire

### 15' (4.57 m) Gun Lengths

**L1A-15** for 0.023" - 0.030" wire

**L2A-15** for 0.030" - 0.035" wire

**L3A-15** for 0.035" - 0.045" wire\*

**L4A-15** for 0.045" - 1/16" wire\*\*

**L6A-15** for 5/64" wire

**L7A-15** for 3/32" wire

### 25' (7.62 m) Gun Lengths

**L1A-25** for 0.023" - 0.030" wire

**L2A-25** for 0.030" - 0.035" wire

**L3A-25** for 0.035" - 0.045" wire\*

**L4A-25** for 0.045" - 1/16" wire\*\*

**L6A-25** for 5/64" wire

**L7A-25** for 3/32" wire

# COMPONENTS

## CONDUITS

<b>WC2CA-6</b>	Conduit assembly, 8' (2.44 m)	<b>WC2CA-3</b>	Conduit assembly, 15' (4.57 m)
<b>WC2CA-1</b>	Conduit assembly, 10' (3.05 m)	<b>WC2CA-4</b>	Conduit assembly, 20' (6.10 m)
<b>WC2CA-2</b>	Conduit assembly, 12' (3.66 m)	<b>WC2CA-5</b>	Conduit assembly, 25' (7.62 m)

## RETURN HOSES

<b>RRH-08</b>	Return hose, 8' (2.44 m)	<b>RRH-15</b>	Return hose, 15' (4.57 m)
<b>RRH-10</b>	Return hose, 10' (3.05 m)	<b>RRH-20</b>	Return hose, 20' (6.10 m)
<b>RRH-12</b>	Return hose, 12' (3.66 m)	<b>RRH-25</b>	Return hose, 25' (7.62 m)

## POWER CABLES

<b>RPC-08</b>	Power cable, 8' (2.44 m)	<b>RPC-15</b>	Power cable, 15' (4.57 m)
<b>RPC-10</b>	Power cable, 10' (3.05 m)	<b>RPC-20</b>	Power cable, 20' (6.10 m)
<b>RPC-12</b>	Power cable, 12' (3.66 m)	<b>RPC-25</b>	Power cable, 25' (7.62 m)

## RETURN HOSE/POWER CABLE SETS (includes return hose and power cable)

<b>RCS-08</b>	Return hose/power cable set, 8' (2.44 m)	<b>RCS-15</b>	Return hose/power cable set, 15' (4.57 m)
<b>RCS-10</b>	Return hose/power cable set, 10' (3.05 m)	<b>RCS-20</b>	Return hose/power cable set, 20' (6.10 m)
<b>RCS-12</b>	Return hose/power cable set, 12' (3.66 m)	<b>RCS-25</b>	Return hose/power cable set, 25' (7.62 m)

## CONTROL WIRE ASSEMBLIES

<b>WC2CW-4</b>	Control wire assembly, 8' (2.44 m)	<b>WC2CW-3</b>	Control wire assembly, 15' (4.57 m)
<b>WC2CW-1</b>	Control wire assembly, 10' (3.05 m)	<b>WC2CW-5</b>	Control wire assembly, 20' (6.10 m)
<b>WC2CW-2</b>	Control wire assembly, 12' (3.66 m)	<b>WC2CW-6</b>	Control wire assembly, 25' (7.62 m)

## OUTER COVERS

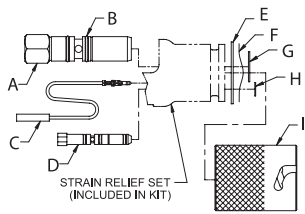
<b>WC2OC-08</b>	Outer cover, 8' (2.44 m)	<b>WC2OC-15</b>	Outer cover, 15' (4.57 m)
<b>WC2OC-10</b>	Outer cover, 10' (3.05 m)	<b>WC2OC-20</b>	Outer cover, 20' (6.10 m)
<b>WC2OC-12</b>	Outer cover, 12' (3.66 m)	<b>WC2OC-25</b>	Outer cover, 25' (7.62 m)

## CABLE ASSEMBLIES (includes conduit, return hose, power cable, control wire and outer cover)

<b>RCA-08</b>	Cable assembly, 8' (2.44 m)	<b>RCA-15</b>	Cable assembly, 15' (4.57 m)
<b>RCA-10</b>	Cable assembly, 10' (3.05 m)	<b>RCA-20</b>	Cable assembly, 20' (6.10 m)
<b>RCA-12</b>	Cable assembly, 12' (3.66 m)	<b>RCA-25</b>	Cable assembly, 25' (7.62 m)

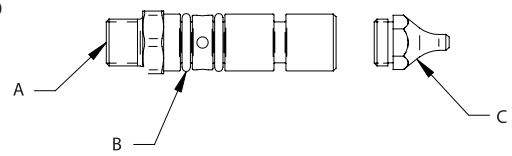
# POWER PINS

## BERNARD®



A.	Power Pin Assembly	2200008
B.	O-Ring (2 Required)	4929
C.	Lead Wire (2 Required)	4924
D.	Gas Pin Assembly	2060033
E.	Snap Ring, Large	4911
F.	Wave Ring	4916
G.	Snap Ring, Medium	4912
H.	Snap Ring, Small	2250016
I.	Locking Sleeve	4925

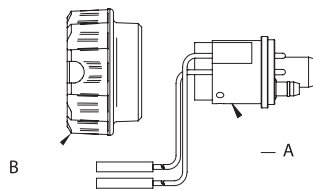
## MILLER®



A.	Power Pin Assembly (Includes O-Rings)	2200101
B.	O-Ring (2 Required)	4478
C.	Power Pin Tip (0.023" - 0.045")	4477
	Power Pin Tip (3/32" - 1/8")	4474
	Power Pin Tip (0.052" - 5/64")	4477-564
	Power Pin Tips for Aluminum Wire	
	Power Pin Tip (0.030" - 0.035")	2200105
	Power Pin Tip (0.040" - 3/64")	2200106
	Power Pin Tip (0.052" - 1/16")*	2200107

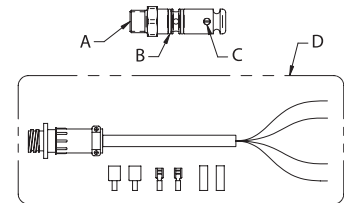
\*OPTIONAL

## EURO



A.	Euro Block Assembly	5060
B.	Adaptor Nut	4816

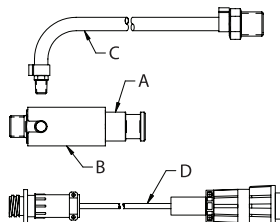
## TWECO® #4 / #5



A.	Power Pin Assembly (Tweco™ 4)	2200118
	Power Pin Assembly (Tweco™ 5)	2200104
B.	O-Ring (2 Req'd - Tweco™ 4)	4713
	O-Ring (2 Req'd - Tweco™ 5)	4929
C.	Set Screw	4714
D.	Trigger Cable Adaptor	SCT1N
	Trigger Cable Adaptor, Lincoln*	SCL2N
	Trigger Cable Adaptor, ESAB*	SCX1N

\*OPTIONAL

## LINCOLN®



A.	Power Pin	2200099
B.	Insulator	1840059
C.	Gas Line Assembly	GLM1
D.	Trigger Cable Adaptor	SCL2N

# ACCESSORIES

## WATER COOLER HOOK-UP KITS

**WC2HK-1** Water Cooler Hookup Kit includes two 15' hoses and fittings to connect our gun to a water cooler.

**WC2HK-3** Water Cooler Hookup Kit includes two 3' hoses and fittings to connect our gun to a water cooler.

**WC2HK-2** Water Cooler Hookup Kit includes two 30' hoses and fittings to connect our gun to a water cooler.

## ORDERING INFORMATION

Amperage	Length	Handle & Trigger Option	Neck Option	Contact Tip	Wire Sizes	Power Pin
<b>W60</b>	<b>15</b>	<b>A</b>	<b>I</b>	<b>4</b>	<b>C</b>	<b>M</b>
<b>W60</b> 600 amp	<b>10</b> 10' (3.05 m) <b>15</b> 15' (4.57 m) <b>20</b> 20' (6.16 m) <b>25</b> 25' (7.63 m)	<b>A</b> Standard trigger <b>B</b> Locking trigger <b>C</b> Dual pull trigger <b>D</b> Dual schedule switch	<b>A</b> Short 30° <b>B</b> Short 45° <b>C</b> Short 60° <b>D</b> Short 180° <b>H</b> Medium 30° <b>I</b> Medium 45° <b>J</b> Medium 60° <b>K</b> Medium 180° <b>P</b> Long 30° <b>Q</b> Long 45° <b>R</b> Long 60° <b>S</b> Long 180°	<b>4</b> AccuLock™ R <b>8</b> Centerfire™	<b>C</b> 0.035" <b>D</b> 0.039" <sup>^</sup> <b>E</b> 0.045" <b>H</b> 0.052" <b>I</b> 1/16" <b>K</b> 5/64" <b>L</b> 3/32" ALUMINUM* <b>Q</b> 0.035" <b>R</b> 3/64" <b>S</b> 1/16"	<b>E</b> Euro <b>L</b> Lincoln® <b>M</b> Miller® <b>S</b> Tweco® #4 (Lincoln lead) <b>T</b> Tweco® #4 (std. lead)

\*NOT COMPATIBLE WITH ACCULOCK CONTACT TIP OPTION  
 ^NOT COMPATIBLE WITH QUIK TIP CONTACT TIP OPTION

BRAND AND PRODUCT NAMES SHOWN ABOVE ARE TRADEMARKS OF THEIR RESPECTIVE OWNERS.  
 SUBJECT TO CHANGE – THE INFORMATION PRESENTED IN THIS SPEC SHEET IS ACCURATE TO THE BEST OF OUR KNOWLEDGE AT THE TIME OF PRINTING.  
 PLEASE VISIT BERNARDTREGASKISS.COM FOR THE MOST UP-TO-DATE INFORMATION.

DISTRIBUTED BY:

©2024 Bernard®

